



## Identify Diagnostics Drug Test Dip Training Quiz

### 1. The Identify Drug Test Dip Card test is...?

- A preliminary drug screen
- A confirmatory test
- Testing how intoxicated someone is
- None of the Above

### 2. Positive results should be read at...?

- 2 minutes
- 5 minutes
- As soon as they appear
- 60 minutes

### 3. Which describes a step in preparing a restroom for a urine collection?

- Turn off water sources (sink faucets)
- Ensuring toilet and tank water are blue
- Remove all substances that may be used to adulterate urine specimen (soaps, disinfectants, cleansing agents)
- All of the above

### 4. A normal temperature range for urine specimen is...?

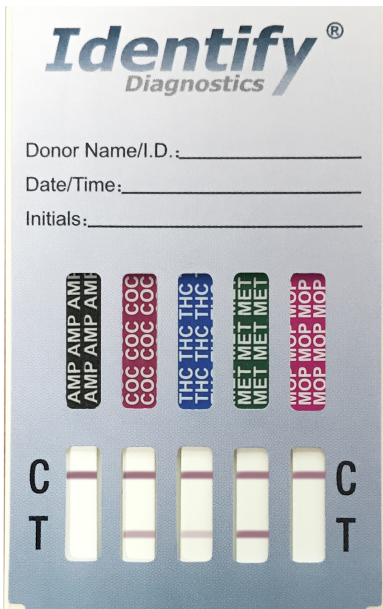
- 80 - 90 degrees Fahrenheit
- 90 - 100 degrees Fahrenheit
- 101 - 104 degrees Fahrenheit
- Not necessary to verify temperature

### 5. A Identify Diagnostics Dip Card may be used after the expiration date if...?

- The Identify Diagnostics Dip Card has remained unopened in its sealed pouch
- The Identify Diagnostics Dip Card has been frozen
- The Identify Diagnostics Dip Card should never be used after expiration date
- The Identify Diagnostics Dip Card is within 1 month of expiration date

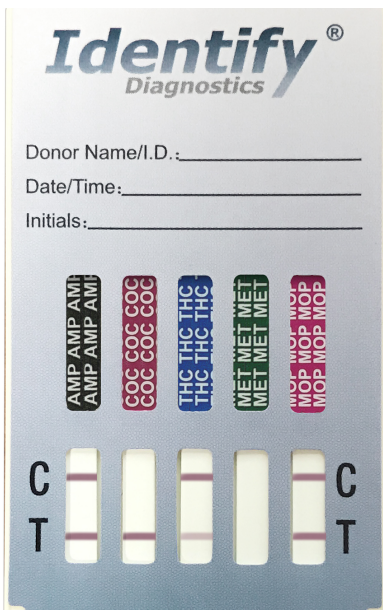
### 6. A test line that is very light in intensity compared to other test lines..?

- Should be considered invalid
- Should be interpreted as negative
- Should be interpreted as a marginal positive
- Should be re-run since the results are questionable



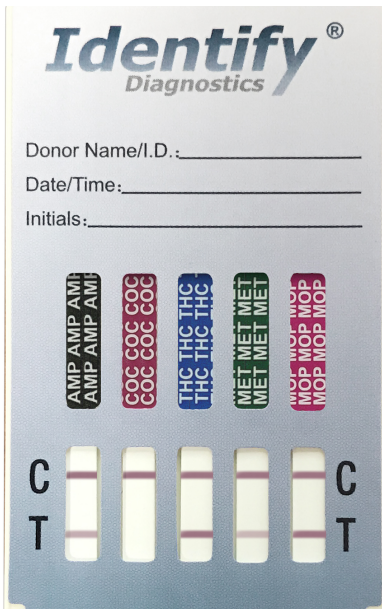
7. Which drug test panel(s) indicates a negative result in the above image?

- AMP
- COC
- MET
- THC
- COC, THC, and MET



8. Which drug test panel(s) indicates an invalid result in the above image?

- AMP
- COC
- THC
- MOP
- COC and MET



**9. Which drug test panel(s) indicates a positive result in the above image?**

- AMP
- COC
- MET
- AMP and THC

**10. The cut-off level of a drug is...?**

- Indicated by the amount of lines that appear per strip
- The level of urine required to activate the test
- The concentration level established as a break point or threshold for labeling a result positive or negative
- 50

**11. The test results are stable...?**

- From noon and midnight
- Between 5-8 minutes
- For 10 minutes
- For two hours

**12. If a specimen temperature is not within normal range...?**

- Assume the donor recently drank a cold beverage
- Specimen is invalid
- If the specimen is negative, it is acceptable
- If the specimen is positive, it is acceptable

**13. An Adulteration Strip should be read...?**

- At the test read time by comparing the colors to the included color chart
- After 60 minutes
- By the donor
- When the control line appears

**14. When no control line appears at 5 minutes you should...?**

- Report the result as positive
- Shake the dip card test
- Report the result as invalid and repeat the test using a different Identify Diagnostics Dip Card with the same sample
- Report the result as adulterated